

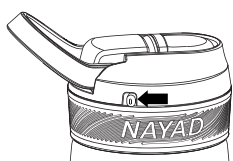
# NAYAD<sup>®</sup>

## Vive Care and Use Instructions

### ⚠ CAUTION

- Not designed for hot liquid. Use it only with cold liquid.
- Prior to drinking, make sure the lid properly threaded to the body and screwed on completely.
- Avoid dropping or hitting the handle. Avoid any damages of the handle to prevent leakage.
- DO NOT use it when damaged.
- DO NOT overfill. Fill liquids to just below the threading in the body.
- DO NOT use cleaning agent contains bleach, chlorine, or abrasive chemicals.
- Not for use with carbonated or pulpy beverages.
- Keep product away from extreme heat or fire.

### USAGE INSTRUCTIONS



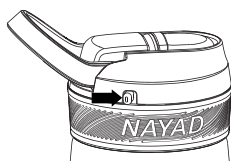
Unlock the lid by toggling  
the switch to the left



Press the handle down  
**TO OPEN**



Press the spout down  
**TO CLOSE**

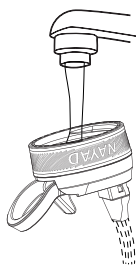


Lock the lid by toggling  
the switch to the right

- The handle also works as the switch of the spout.
- Silicone part of the spout is not detachable.
- Avoid dropping or hitting the handle when the bottle is full to prevent damage of the handle to prevent leakage.

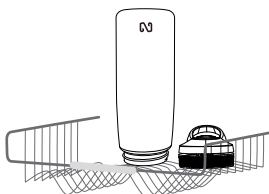

### CLEANING INSTRUCTIONS

- Wash thoroughly before first use.
- Rinse spout lid with warm water after each use.



- Handwash only.

- Dry the bottle and lid separately on a drying rack.



US. See [nayad.com](http://nayad.com) for details.

©2021 OZEAN INTERNATIONAL INC. All Rights Reserved.  
Should you have any questions about your purchase, please  
contact us at [nayad.com](http://nayad.com).